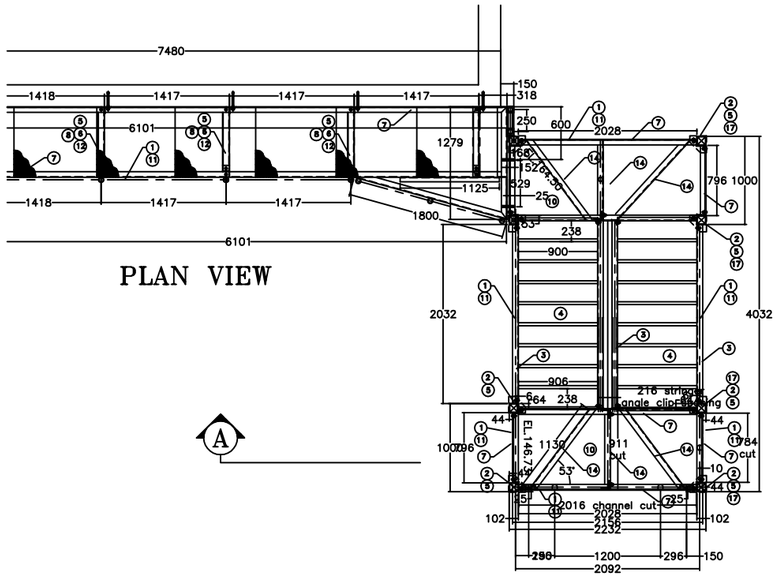

PLAN VIEW

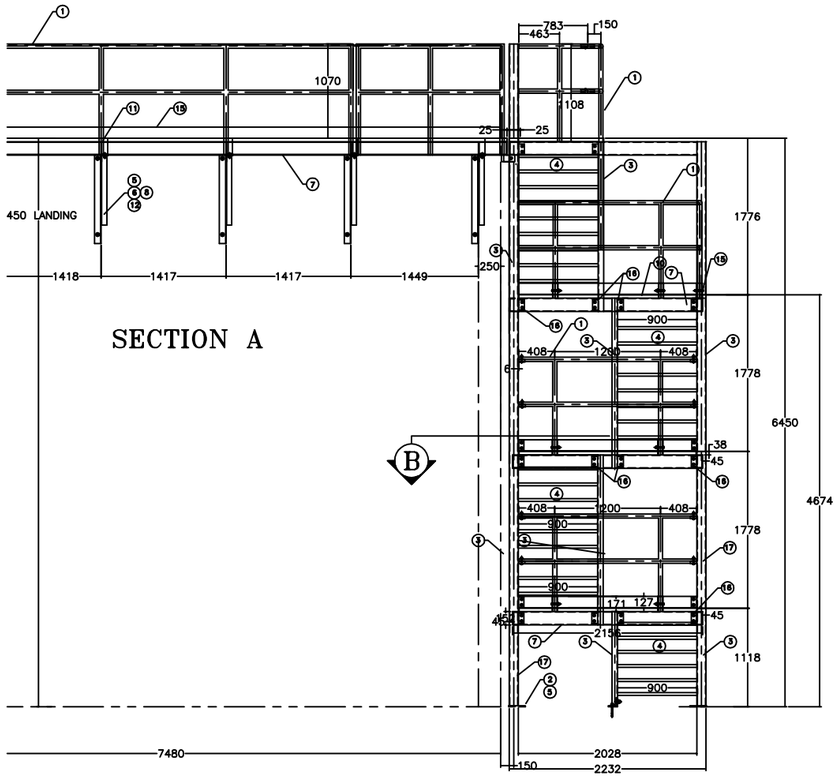

SECTION A

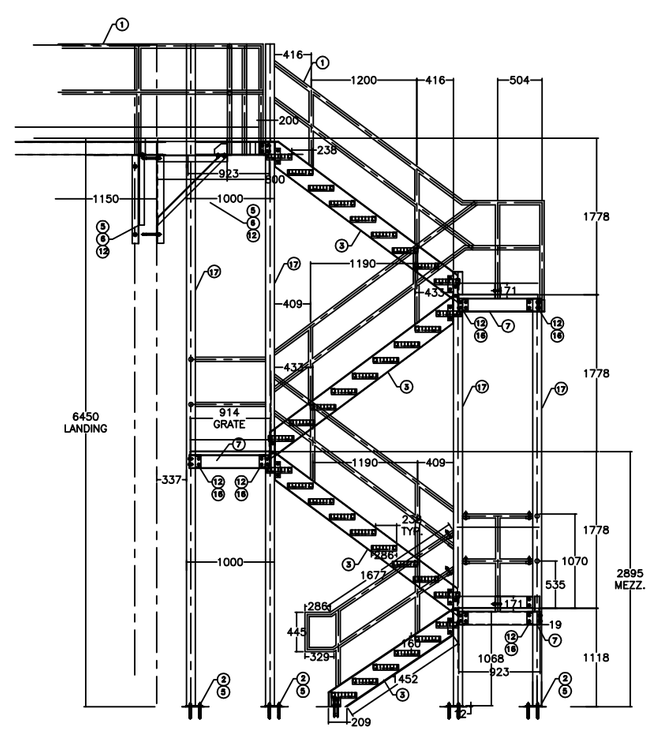

SECTION C

THIS DOCUMENT CONTAINS PROPRIETARY INFORMATION AND OTHER RIGHTS WHICH ARE THE SOLE AND EXCLUSIVE PROPERTY OF MSU MISSISSAUGA LTD.

POSESSION OF THIS MATERIAL DOES NOT CONVEY OR TRANSFER ANY RIGHTS THEREIN, AND REPRODUCTION, USE, COPYING OR DISCLOSURE TO OTHERS IS FORBIDDEN WITHOUT THE PRIOR WRITTEN CONSENT OF AN OFFICER OF MSU MISSISSAUGA LTD.

© MSU MISSISSAUGA LTD. – JULY 23RD, 2014

MSU
MISSISSAUGA LTD.
PHONE: (905) 823-4340
WATTS: (800) 268-5336
WEBSITE: www.msumississauga.com

#	QTY.	MATERIAL	DESCRIPTION
1	AS REQ	ALUMINUM 6061–T6	1 1/2 SCH–40 PIPE 1.9 O.D.
2	18	ALUMINUM 6061–T6	12X190X190mm BASE PLATE WELD TO ITEM #17
3	8	ALUMINUM 6061–T6	C–254 X 76 X 6mm C–CHANNEL STRINGERS
4	34	ALUMINUM 6061–T6	250 X 900MM ALU B8 STAIR TREAD
5	80	STAINLESS STEEL 304	16ø X 152MM WEDGE ANCHOR
6	18	ALUMINUM 6061–T6	1–76 X 76 X 6mm ANGLE WELD TO 2–64 X 64 X 6mm ANGLES FOR CANTILEVER SUPPORT
7	41	ALUMINUM 6061–T6	C–152 X 64 X 6mm C–CHANNEL
8	18	ALUMINUM 6061 – T6	LL^–127 X 76 X 6mm BRACKET WELD TO ITEM #6
9	6	ALUMINUM 6061–T6	6 X 102 X 127 PLATE BRACKET FOR CANT. WELD TO ITEM #6
10	AS REQ	ALUMINUM 6061–T6	1 1/2 X 3/16" ALU B8 GRATING
11	2	ALUMINUM 6061–T6	2 1/2" SCH.80 SOCKETS WELD TO 76 X 127 X 6 ANGLE BRKT. C/W 1/2 X 89 STOP BOLT
12	210	STAINLESS STEEL 304	5/8 X 2" HEX BOLT C/W NUT, LOCK AND FLAT WASHER
13	13	ALUMINUM 6061–T6	76 X 76 X 6MM ANGLE BRKT WEDLED TO ITEM #7
14	12	ALUMINUM 6061–T6	65 X 65 X 6MM ANGLE WELDED & BOLTED TO ITEM #7
15	AS REQ	ALUMINUM 6061–T6	127 X 6MM FLAT BAR KICK PLATE WELDED TO ITEM #1
16	40	ALUMINUM 6061–T6	65 X 115 X 6MM SUPPORT CLIPS WELDED TO ITEM #17
17	8	ALUMINUM 6061–T6	102 X 102 X 6MM SQ. TUBE WELD TO ITEM #2 & #16

1) WELDING SHALL CONFORM TO CSA W47.1 CSA W59
2) WELDED SURFACES REMAIN AS WELDED.

PROJECT: LOCATION PROJECT
CONTRACTOR: CONTRACTOR
ARCH'T/ENG'R: ENGINEER
QTY.: 1 ASSEMBLY
PROJECT NO.: #

TITLE: MSU STAIRCASE AND PLATFORM C/W 1 1/2 SCH–40 RAILING

REVISION NO.	DATE	BY	DATE	DWG. BY:	PL. NO.
1			#/#/#	SCJ	CATA
2			SCALE: NTS	DWG. NO.: STAIR–3	